







# EYFS nursery Long term plan



	Autumn 1	Autumn 2	Spring 1	Spring 2	Summer 1	Summer 2
	<p>Marvellous me</p> 	<p>celebrations</p> 	<p>homes</p> 	<p>more celebrations</p> 	<p>people who help us</p> 	<p>fairy tales nursery rhymes</p> 
<b>Literacy</b>	<p>Mark making activities Looking at our names (pegs, self registration)</p>	<p>following instructions (creative tasks) Name writing RWI - introduce initial sounds Talk about and look at the different cultures Christmas list Christmas cards</p> <p>Read 11am Monday and Friday</p>	<p>Read 11am Monday and Friday</p>	<p>Read 11am Monday and Friday</p>	<p>Read 11am Monday and Friday</p>	<p>Read 11am Monday and Friday</p>
<b>Texts</b> (fiction, non-fiction and poetry)	<p>All about me Starting school Going to the dentist (Topsy and Tim) Diwali - Story of Rama and Sita Fireworks - Topsy and Tim Hanuka Christmas - Christmas story</p>					
<b>Values</b>	<p>Courage</p>	<p>Generosity - shoe box appeal (15<sup>th</sup> Nov) Carol singing Helping others with time and acts of service</p>	<p>trust and forgiveness</p>	<p>Compassion</p>	<p>Perseverance and Justice</p>	<p>Generosity</p>
<b>Maths</b>	<p>See separate plans</p>					
<b>UTW</b>	<p>Who am I? My family? Our school community My background</p>	<p>Diwali Fireworks Hanuka Christmas</p>				

			What is it? Why do we celebrate it? what does it mean for these people celebrating it?						
EAD	Our wold Self portraits Our homes		Diva lamps CDs sparkly Fireworks pictures Sparkler's (straws) Candle pictures Christmas cards menorahs					work and map skills	
Home corner	<u>Our home</u>		<u>Santas grotto</u>						
Safeguarding		Bonfire night Managing feelings and behaviour Online Safety Anti-bullying week		Healthy relationships Online safety week Healthy Me NSPCC Looking after others/living things			Water Safety People who help us and keep us safe Relationships Sun Stranger danger		
RE	Gods wonderful world	The creation Story Light and dark	Nativity Characters: Which character are you? Why are you important? Light – Jesus/God is the light of the world	What responsibility has God given people about taking care of Creation?	Why are saints important to Christianity ?	Why is Good Friday good?	What is it like to be a Jew?	The Parables of Jesus	
Thursday – 10:30 worship EYFS)									
PSHE/RSE	To set a goal To understand and explain how to keep teeth healthy To understand the importance of food To understand the difference between healthy and unhealthy foods To understand the importance of variety on a diet To explain how to use medicine safely To explain what voting is and why it is important <b>Link to Student Council Elections</b> To identify different types of bullying and explain what to do if they are being/witness bullying <b>Link to Anti-Bullying week</b> To identify and explain a range of positive and negative emotions To understand how to share feelings To understand how to keep my body and mind healthy			To understand what charity is and explain why people donate to charity To understand the difference between wants and needs To celebrate achievements To celebrate the achievements of others To fundraise money for a charity To explain how to keep safe online To identify who to talk to if you are worried or scared about something To explain how you can keep yourself safe at home To explain how to keep safe at home To explain the difference between good and bad secrets To know when and how to call 999 To understand the PANTS rule			To identify the qualities of a good friend To explain what a compliment is and why it is important To recognise our achievements To identify places and people who make me feel safe. To explain why these places and people make us feel safe To explain why good friends are important and explore how to make new friends To understand good friendships and saying no To understand what 'bad' secrets are To explain who is in their family, while recognising families are different To explain how they have grown and changed		
Computing/ E-Safety	<b>DIGITAL LITERACY WORKING THROUGH DB PRIMARY- ONGOING</b>								
	<u>Digital Literacy</u> Use technology purposefully to manipulate and retrieve digital content.  Use technology safely and respectfully.  Use technology by keeping personal information private.	<u>Online Safety</u> Use technology purposefully to manipulate and retrieve digital content.  Use technology safely and respectfully.	<u>Art Processing</u> Use technology purposefully to create, organise, store, manipulate and retrieve digital content.  Links with artist Paul Klee – Castle and the sun.	<u>Bee Bots</u> To understand what algorithms are, how they are implemented as programs on digital devices, and that programs execute by following precise and unambiguous instructions.	<u>Purple Mash</u> Understand what algorithms are, how they are implemented as programs on digital devices, and that programs execute by following precise and unambiguous instructions	<u>Word processing</u> Use technology purposefully to manipulate and retrieve digital content.  Combining texts and pictures in a very simple way through skills such as typing, symbols and			

		To identify where to go for help and support when they have concerns about content or contact on the internet or other online technologies.	Use technology and explore how to use shapes to draw and develop a final piece work.	To use logical reasoning to predict the behaviour of simple programs use technology purposefully to create, organise, store, manipulate and retrieve digital content	To create and debug simple programs.  To use logical reasoning to predict the behaviour of simple programs	save, editing, undo and redo, selecting and formatting text.
<b>Music</b>	<b>Hey You</b> How pulse, rhythm and pitch work together.	<b>Rhythm in The Way We Walk and The Banana Rap</b> Pulse, rhythm and pitch, rapping, dancing and singing.	<b>In the Groove</b> How to be in the groove with different styles of music.	<b>Round and Round</b> Pulse, rhythm and pitch in different styles of music.	<b>Your Imagination</b> Using your imagination.	<b>Reflect, Rewind &amp; Replay</b> The history of music, look back and consolidate your learning, learn some of the language of music.
<b>PE</b>	<b>COGNITIVE</b>	<b>CREATIVE</b>	<b>SOCIAL</b>	<b>PHYSICAL</b>	<b>HEALTH &amp; FITNESS</b>	<b>PERSONAL</b>
	REAL PE Unit 1 Birthday Bike Surprise Pirate Adventure  REAL GYM –Unit 1	REAL PE Unit 2 Journey to the Blue Planet Monkey Business  REAL DANCE – Unit 1	REAL PE Unit 3 Tilly the Trains Big Day Thembi Walks the Tightrope  REAL GYM –Unit 2	REAL PE Unit 4 Clowning Around Wendy’s Water-ski Challenge  REAL DANCE – Unit 2	REAL PE Unit 5 John & Jasmine Learn to Juggle Ringo to the Rescue  ATHLETICS	REAL PE Unit 6 Sammy the Squirrel Casper the Very Clever Cat  OUTDOOR GAMES
<b>Enrichment</b>	Grandparents in to school	Walk to post box to post letters to Santa	Storytelling workshop	Looking after caterpillars to release as butterflies	Visit form people who help us	TBC